

Console systems/ PC enclosure systems/ Industrial Workstations

TopConsole system TP

| | |
|---|-----|
| Overview of installation components | 147 |
| Combination options | 148 |
| 600 mm wide | 149 |
| 800 mm wide | 150 |
| 1200 mm wide | 151 |
| 1600 mm wide | 152 |
| Accessories | 155 |

One-piece consoles TP

| | |
|-----------------------------|-----|
| One-piece consoles TP | 153 |
|-----------------------------|-----|

Universal consoles TP

| | |
|-----------------------------|-----|
| Universal consoles TP | 154 |
|-----------------------------|-----|

PC enclosure systems

| | |
|------------------------------|-----|
| PC enclosure systems | 156 |
| Enclosure for tower PC | 158 |

Industrial Workstations

| | |
|----------------------------------|-----|
| Combination options | 159 |
| IW enclosures and worktops | 160 |



Rittal – The System.

Faster – better – everywhere.



TopConsole system TP

Overview of installation components

- 1 TS punched section with mounting flange, 17 x 73 mm
- 2 Support strips
- 3 Partial mounting plates
- 4 Rail for interior installation
- 5 Gland plates
- 6 Cable entry grommets



TopConsole system TP



System accessories Page 613 Monitors, keyboards Page 827/828 Climate control Page 389

Material:

- Enclosure: Sheet steel, 1.5 mm
- Door and console cover: Sheet steel, 2.0 mm, all-round foamed-in PU seal
- Mounting plate: Sheet steel 2.5 mm (depth 500 mm), 3.0 mm (depth 400 mm)

Surface finish:

- Enclosure, cover and door: Dipcoat-primed, powder-coated on the outside, textured paint
- Mounting plate: Zinc-plated

Colour:

- RAL 7035

Protection category IP to IEC 60 529:

- IP 55 provided suitable gland plates are selected

NEMA protection category:

- NEMA 12 provided suitable gland plates are selected

Supply includes:

Console

- Enclosure
- Cover hinged at bottom, including cover retainer
- Open base for individual cable entry

Desk section

- Enclosure
- Hinged cover, 2 stays with automatic latching, automatic unlatching on the left and manual unlatching on the right
- Opening for cable entry into the enclosure base

Pedestal

- Enclosure open at top
- Door or double door with locking rod (with depth 400 mm at the front, with depth 500 mm at the front and rear)
- Depth-adjustable mounting plate (with depth 500 mm)
- Open base for individual cable entry



Also required:

Gland plates, see page 632

Approvals:

- UL
- cUL

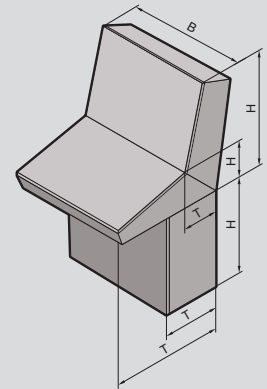
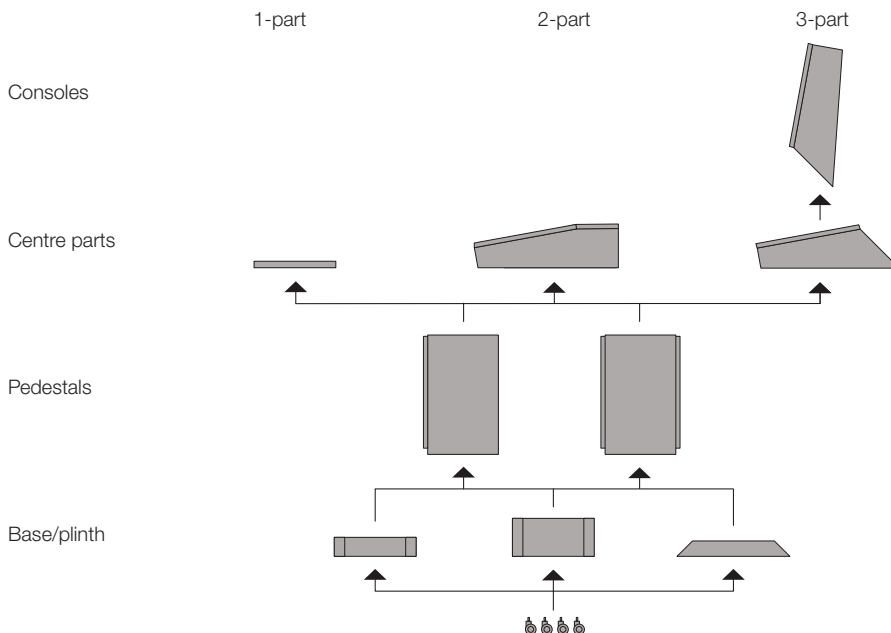


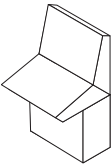
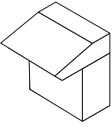
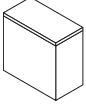
Photo shows a configuration example with equipment not included in the scope of supply

Combination options



TopConsole system TP

600 mm wide

| | | | | | | | |
|-------------------------|---|--|---|-----|--------|-----|--|
| |  |  |  | | | | |
| Configuration | 3-part | | 2-part | | 1-part | | |
| Depth of pedestal in mm | 400 | 500 | 400 | 500 | 400 | 500 | |

| Consoles | | | | | | | |
|---------------|----------|-----------------|---|--|---|--|------|
| Height (H) mm | P. of | 720 | - | | - | | Page |
| Depth (T) mm | | 240 | - | | - | | |
| Model No. | 1 pc(s). | 6720.500 | - | | - | | |

| Accessories | | | | | | | |
|---|--------------|----------|----------|---|--|-----|--|
| Partial mounting plates, locatable into rails | Width 200 mm | 1 pc(s). | 6730.310 | - | | 708 | |
| | Width 500 mm | 1 pc(s). | 6730.330 | - | | 708 | |
| Rails for interior installation | For width | 4 pc(s). | 5001.050 | - | | 716 | |

| Centre parts | | | | | | | |
|---------------|----------|-----------------|-----------------|--|---|--|------|
| Height (H) mm | P. of | 235 | 235 | | - | | Page |
| Depth (T) mm | | 730 | 755 | | - | | |
| Model No. | 1 pc(s). | 6714.500 | 6710.500 | | - | | |

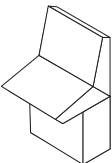
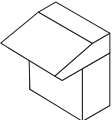
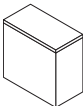
| Accessories | | | | | | | | |
|---------------------------------|-----------|----------|----------|----------|--|----------|---|-----|
| Rails for interior installation | For width | 4 pc(s). | 5001.050 | 5001.050 | | - | | 716 |
| Trim panel | | 1 pc(s). | - | - | | 5001.130 | - | 631 |

| Pedestals | | | | | | | | |
|---------------|----------|-----------------|-----------------|-----------------|-----------------|-----------------|-----------------|------|
| Height (H) mm | P. of | 675 | 675 | 675 | 675 | 675 | 675 | Page |
| Depth (T) mm | | 400 | 500 | 400 | 500 | 400 | 500 | |
| Model No. | 1 pc(s). | 6700.500 | 6704.500 | 6700.500 | 6704.500 | 6700.500 | 6704.500 | |

| Accessories | | | | | | | | | |
|--|---------------|-----------|---|-----------|-----------|-----------|-----------|-----------|-----|
| Base/plinth components front and rear | Height 100 mm | 2 pc(s). | 8601.600 | 8601.600 | 8601.600 | 8601.600 | 8601.600 | 8601.600 | 619 |
| | Height 200 mm | 2 pc(s). | 8602.600 | 8602.600 | 8602.600 | 8602.600 | 8602.600 | 8602.600 | 619 |
| Base/plinth trim panels, sides | Height 100 mm | 2 pc(s). | 8601.040 | 8601.050 | 8601.040 | 8601.050 | 8601.040 | 8601.050 | 620 |
| | Height 200 mm | 2 pc(s). | 8602.040 | 8602.050 | 8602.040 | 8602.050 | 8602.040 | 8602.050 | 620 |
| Cross member | | 2 pc(s). | 8601.450 | 8601.450 | 8601.450 | 8601.450 | 8601.450 | 8601.450 | 626 |
| Gland plates | 1-part | 1 pc(s). | 5001.222 | - | 5001.222 | - | 5001.222 | - | 632 |
| | 2-part | 1 pc(s). | 5001.214 | 5001.214 | 5001.214 | 5001.214 | 5001.214 | 5001.214 | 632 |
| | | 1 pc(s). | 5001.218 | 5001.222 | 5001.218 | 5001.222 | 5001.218 | 5001.222 | 632 |
| | Individual | | For more gland plate variants, see page | | | | | | 639 |
| Rails for interior installation | For height | 4 pc(s). | 5001.050 | 5001.050 | 5001.050 | 5001.050 | 5001.050 | 5001.050 | 716 |
| Punched section with mounting flange, 17 x 73 mm | In the depth | 4 pc(s). | 8612.140 | 8612.150 | 8612.140 | 8612.150 | 8612.140 | 8612.150 | 717 |
| Punched rail 18 x 38 mm | In the depth | 4 pc(s). | 8612.240 | 8612.250 | 8612.240 | 8612.250 | 8612.240 | 8612.250 | 720 |
| Support strips | In the depth | 20 pc(s). | 4694.000 | 4695.000 | 4694.000 | 4695.000 | 4694.000 | 4695.000 | 720 |
| Punched section with mounting flange, 17 x 73 mm | For door | 4 pc(s). | 8612.050 | 8612.050 | 8612.050 | 8612.050 | 8612.050 | 8612.050 | 717 |
| Support strips | For door | 20 pc(s). | 4596.000 | 4596.000 | 4596.000 | 4596.000 | 4596.000 | 4596.000 | 720 |
| Cable clamp rail | | 1 pc(s). | 5001.080 | 5001.080 | 5001.080 | 5001.080 | 5001.080 | 5001.080 | 783 |
| Sheet steel wiring plan pockets | | 1 pc(s). | 4116.500 | 4116.500 | 4116.500 | 4116.500 | 4116.500 | 4116.500 | 688 |
| TP aluminium strip | | 1 pc(s). | 6731.120 | 6731.120 | 6731.120 | 6731.120 | - | - | 155 |
| Lock systems | | | from page | from page | from page | from page | from page | from page | 672 |
| LED system light | | | see page | see page | see page | see page | see page | see page | 750 |

TopConsole system TP

800 mm wide

| | | | | | | | |
|-------------------------|---|--|---|-----|--------|-----|--|
| |  |  |  | | | | |
| Configuration | 3-part | | 2-part | | 1-part | | |
| Depth of pedestal in mm | 400 | 500 | 400 | 500 | 400 | 500 | |

| Consoles | | | | | | | |
|---------------|----------|-----------------|--|--|--|--|------|
| Height (H) mm | P. of | 720 | | | | | Page |
| Depth (T) mm | | 240 | | | | | |
| Model No. | 1 pc(s). | 6721.500 | | | | | |

| Accessories | | | | | | | |
|---|--------------|----------|----------|--|--|--|-----|
| Partial mounting plates, locatable into rails | Width 200 mm | 1 pc(s). | 6730.310 | | | | 708 |
| | Width 500 mm | 1 pc(s). | 6730.330 | | | | 708 |
| | Width 700 mm | 1 pc(s). | 6730.340 | | | | 708 |
| Rails for interior installation | For width | 4 pc(s). | 5001.051 | | | | 716 |

| Centre parts | | | | | | | |
|---------------|----------|-----------------|--|-----------------|--|--|------|
| Height (H) mm | P. of | 235 | | 235 | | | Page |
| Depth (T) mm | | 730 | | 755 | | | |
| Model No. | 1 pc(s). | 6715.500 | | 6711.500 | | | |

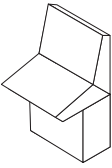
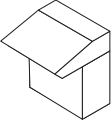
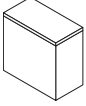
| Accessories | | | | | | | |
|---------------------------------|-----------|----------|----------|--|----------|----------|----------|
| Rails for interior installation | For width | 4 pc(s). | 5001.051 | | 5001.051 | | 716 |
| Trim panel | | 1 pc(s). | - | | - | 5001.140 | 6730.110 |

| Pedestals | | | | | | | | |
|---------------|----------|-----------------|-----------------|-----------------|-----------------|-----------------|-----------------|------|
| Height (H) mm | P. of | 675 | 675 | 675 | 675 | 675 | 675 | Page |
| Depth (T) mm | | 400 | 500 | 400 | 500 | 400 | 500 | |
| Model No. | 1 pc(s). | 6701.500 | 6705.500 | 6701.500 | 6705.500 | 6701.500 | 6705.500 | |

| Accessories | | | | | | | | | |
|--|---------------|-----------|---|-----------|-----------|-----------|-----------|-----------|-----|
| Base/plinth components front and rear | Height 100 mm | 2 pc(s). | 8601.800 | 8601.800 | 8601.800 | 8601.800 | 8601.800 | 8601.800 | 619 |
| | Height 200 mm | 2 pc(s). | 8602.800 | 8602.800 | 8602.800 | 8602.800 | 8602.800 | 8602.800 | 619 |
| Base/plinth trim panels, sides | Height 100 mm | 2 pc(s). | 8601.040 | 8601.050 | 8601.040 | 8601.050 | 8601.040 | 8601.050 | 620 |
| | Height 200 mm | 2 pc(s). | 8602.040 | 8602.050 | 8602.040 | 8602.050 | 8602.040 | 8602.050 | 620 |
| Cross member | | 2 pc(s). | 8601.450 | 8601.450 | 8601.450 | 8601.450 | 8601.450 | 8601.450 | 626 |
| Gland plates | 1-part | 1 pc(s). | 5001.223 | - | 5001.223 | - | 5001.223 | - | 632 |
| | 2-part | 1 pc(s). | 5001.215 | 5001.215 | 5001.215 | 5001.215 | 5001.215 | 5001.215 | 632 |
| | | 1 pc(s). | 5001.219 | 5001.223 | 5001.219 | 5001.223 | 5001.219 | 5001.223 | 632 |
| | Individual | | For more gland plate variants, see page | | | | | | 639 |
| Rails for interior installation | For height | 4 pc(s). | 5001.050 | 5001.050 | 5001.050 | 5001.050 | 5001.050 | 5001.050 | 716 |
| Punched section with mounting flange, 17 x 73 mm | In the depth | 4 pc(s). | 8612.140 | 8612.150 | 8612.140 | 8612.150 | 8612.140 | 8612.150 | 717 |
| Punched rail 18 x 38 mm | In the depth | 4 pc(s). | 8612.240 | 8612.250 | 8612.240 | 8612.250 | 8612.240 | 8612.250 | 720 |
| Support strips | In the depth | 20 pc(s). | 4694.000 | 4695.000 | 4694.000 | 4695.000 | 4694.000 | 4695.000 | 720 |
| Support strips | For door | 20 pc(s). | 4598.000 | 4598.000 | 4598.000 | 4598.000 | 4598.000 | 4598.000 | 720 |
| Cable clamp rail | | 1 pc(s). | 5001.081 | 5001.081 | 5001.081 | 5001.081 | 5001.081 | 5001.081 | 783 |
| Sheet steel wiring plan pockets | | 1 pc(s). | 4118.500 | 4118.500 | 4118.500 | 4118.500 | 4118.500 | 4118.500 | 688 |
| TP aluminium strip | | 1 pc(s). | 6731.120 | 6731.120 | 6731.120 | 6731.120 | - | - | 155 |
| Lock systems | | | from page | from page | from page | from page | from page | from page | 672 |
| LED system light | | | see page | see page | see page | see page | see page | see page | 750 |

TopConsole system TP

1200 mm wide

| | | | | | | | |
|-------------------------|---|--|---|-----|--------|-----|--|
| |  |  |  | | | | |
| Configuration | 3-part | | 2-part | | 1-part | | |
| Depth of pedestal in mm | 400 | 500 | 400 | 500 | 400 | 500 | |

| Consoles | | | | | | | |
|---------------|----------|-----------------|--|--|--|--|------|
| Height (H) mm | P. of | 720 | | | | | Page |
| Depth (T) mm | | 240 | | | | | |
| Model No. | 1 pc(s). | 6722.500 | | | | | |

| Accessories | | | | | | | |
|---|--------------|----------|----------|--|--|--|-----|
| Partial mounting plates, locatable into rails | Width 200 mm | 1 pc(s). | 6730.310 | | | | 708 |
| | Width 500 mm | 1 pc(s). | 6730.330 | | | | 708 |
| | Width 700 mm | 1 pc(s). | 6730.340 | | | | 708 |
| Rails for interior installation | For width | 4 pc(s). | 5001.053 | | | | 716 |

| Centre parts | | | | | | | |
|---------------|----------|-----------------|--|-----------------|--|--|------|
| Height (H) mm | P. of | 235 | | 235 | | | Page |
| Depth (T) mm | | 730 | | 755 | | | |
| Model No. | 1 pc(s). | 6716.500 | | 6712.500 | | | |

| Accessories | | | | | | | |
|---------------------------------|-----------|----------|----------|--|----------|----------|----------|
| Rails for interior installation | For width | 4 pc(s). | 5001.053 | | 5001.053 | | 716 |
| Trim panel | | 1 pc(s). | | | | 5001.160 | 6730.120 |

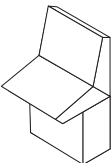
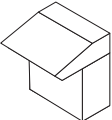
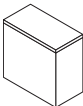
| Pedestals | | | | | | | | |
|---------------|----------|-----------------|-----------------|-----------------|-----------------|-----------------|-----------------|------|
| Height (H) mm | P. of | 675 | 675 | 675 | 675 | 675 | 675 | Page |
| Depth (T) mm | | 400 | 500 | 400 | 500 | 400 | 500 | |
| Model No. | 1 pc(s). | 6702.500 | 6706.500 | 6702.500 | 6706.500 | 6702.500 | 6706.500 | |

| Accessories | | | | | | | | |
|--|---------------|-----------|---|-----------|-----------|-----------|-----------|-----|
| Base/plinth components front and rear | Height 100 mm | 2 pc(s). | 8601.200 | 8601.200 | 8601.200 | 8601.200 | 8601.200 | 619 |
| | Height 200 mm | 2 pc(s). | 8602.200 | 8602.200 | 8602.200 | 8602.200 | 8602.200 | 619 |
| Base/plinth trim panels, sides | Height 100 mm | 2 pc(s). | 8601.040 | 8601.050 | 8601.040 | 8601.050 | 8601.040 | 620 |
| | Height 200 mm | 2 pc(s). | 8602.040 | 8602.050 | 8602.040 | 8602.050 | 8602.040 | 620 |
| Cross member | | 2 pc(s). | 8601.450 | 8601.450 | 8601.450 | 8601.450 | 8601.450 | 626 |
| Gland plates ¹⁾ | 1-part | 1 pc(s). | 5001.225 | – | 5001.225 | – | 5001.225 | 632 |
| | 2-part | 1 pc(s). | 5001.217 | 5001.217 | 5001.217 | 5001.217 | 5001.217 | 632 |
| | | 1 pc(s). | + | + | + | + | + | + |
| | Individual | | 5001.221 | 5001.225 | 5001.221 | 5001.225 | 5001.221 | 632 |
| | | | For more gland plate variants, see page | | | | | 639 |
| Rails for interior installation | For height | 4 pc(s). | 5001.050 | 5001.050 | 5001.050 | 5001.050 | 5001.050 | 716 |
| Punched section with mounting flange, 17 x 73 mm | In the depth | 4 pc(s). | 8612.140 | 8612.150 | 8612.140 | 8612.150 | 8612.140 | 717 |
| Punched rail 18 x 38 mm | In the depth | 4 pc(s). | 8612.240 | 8612.250 | 8612.240 | 8612.250 | 8612.240 | 720 |
| Support strips | In the depth | 20 pc(s). | 4694.000 | 4695.000 | 4694.000 | 4695.000 | 4694.000 | 720 |
| Punched section with mounting flange, 17 x 73 mm | For door | 4 pc(s). | 8612.050 | 8612.050 | 8612.050 | 8612.050 | 8612.050 | 717 |
| Support strips | For door | 20 pc(s). | 4596.000 | 4596.000 | 4596.000 | 4596.000 | 4596.000 | 720 |
| Cable clamp rail | | 1 pc(s). | 5001.083 | 5001.083 | 5001.083 | 5001.083 | 5001.083 | 783 |
| Sheet steel wiring plan pockets | | 1 pc(s). | 4116.500 | 4116.500 | 4116.500 | 4116.500 | 4116.500 | 688 |
| TP aluminium strip | | 1 pc(s). | 6731.120 | 6731.120 | 6731.120 | 6731.120 | – | 155 |
| Lock systems | | | from page | from page | from page | from page | from page | 672 |
| LED system light | | | see page | see page | see page | see page | see page | 750 |

¹⁾ With the two-door pedestal, the base opening is divided in two, and two packs of gland plates are required

TopConsole system TP

1600 mm wide

| | | | | | | | |
|-------------------------|---|--|---|-----|--------|-----|--|
| |  |  |  | | | | |
| Configuration | 3-part | | 2-part | | 1-part | | |
| Depth of pedestal in mm | 400 | 500 | 400 | 500 | 400 | 500 | |

| Consoles | | | | | | | | |
|---------------|----------|-----------------|--|---|--|---|--|------|
| Height (H) mm | P. of | 720 | | - | | - | | Page |
| Depth (T) mm | | 240 | | - | | - | | |
| Model No. | 1 pc(s). | 6723.500 | | - | | - | | |

| Accessories | | | | | | | | |
|---|--------------|----------|----------|---|--|---|--|-----|
| Partial mounting plates, locatable into rails | Width 200 mm | 1 pc(s). | 6730.310 | - | | - | | 708 |
| | Width 500 mm | 1 pc(s). | 6730.330 | - | | - | | 708 |
| | Width 700 mm | 1 pc(s). | 6730.340 | - | | - | | 708 |
| Rails for interior installation | For width | 4 pc(s). | 5001.054 | - | | - | | 716 |

| Centre parts | | | | | | | | |
|---------------|----------|-----------------|--|-----------------|--|---|--|------|
| Height (H) mm | P. of | 235 | | 235 | | - | | Page |
| Depth (T) mm | | 730 | | 755 | | - | | |
| Model No. | 1 pc(s). | 6717.500 | | 6713.500 | | - | | |

| Accessories | | | | | | | | |
|---------------------------------|-----------|----------|----------|----------|--|----------|----------|-----|
| Rails for interior installation | For width | 4 pc(s). | 5001.054 | 5001.054 | | - | | 716 |
| Trim panel | | 1 pc(s). | - | - | | 6730.030 | 6730.130 | 631 |

| Pedestals | | | | | | | | |
|---------------|----------|-----------------|-----------------|-----------------|-----------------|-----------------|-----------------|------|
| Height (H) mm | P. of | 675 | 675 | 675 | 675 | 675 | 675 | Page |
| Depth (T) mm | | 400 | 500 | 400 | 500 | 400 | 500 | |
| Model No. | 1 pc(s). | 6703.500 | 6707.500 | 6703.500 | 6707.500 | 6703.500 | 6707.500 | |

| Accessories | | | | | | | | | |
|--|---------------|-----------|---|-----------|-----------|-----------|-----------|-----------|-----|
| Base/plinth components front and rear | Height 100 mm | 2 pc(s). | 8601.920 | 8601.920 | 8601.920 | 8601.920 | 8601.920 | 8601.920 | 619 |
| | Height 200 mm | 2 pc(s). | 8602.920 | 8602.920 | 8602.920 | 8602.920 | 8602.920 | 8602.920 | 619 |
| Base/plinth trim panels, sides | Height 100 mm | 2 pc(s). | 8601.040 | 8601.050 | 8601.040 | 8601.050 | 8601.040 | 8601.050 | 620 |
| | Height 200 mm | 2 pc(s). | 8602.040 | 8602.050 | 8602.040 | 8602.050 | 8602.040 | 8602.050 | 620 |
| Cross member | | 2 pc(s). | 8601.450 | 8601.450 | 8601.450 | 8601.450 | 8601.450 | 8601.450 | 626 |
| Gland plates ¹⁾ | 1-part | 1 pc(s). | 5001.236 | - | 5001.236 | - | 5001.236 | - | 632 |
| | 2-part | 1 pc(s). | 5001.234 | 5001.234 | 5001.234 | 5001.234 | 5001.234 | 5001.234 | 632 |
| | | 1 pc(s). | + | + | + | + | + | + | 632 |
| | Individual | | For more gland plate variants, see page | | | | | | 639 |
| Rails for interior installation | For height | 4 pc(s). | 5001.050 | 5001.050 | 5001.050 | 5001.050 | 5001.050 | 5001.050 | 716 |
| Punched section with mounting flange, 17 x 73 mm | In the depth | 4 pc(s). | 8612.140 | 8612.150 | 8612.140 | 8612.150 | 8612.140 | 8612.150 | 717 |
| Punched rail 18 x 38 mm | In the depth | 4 pc(s). | 8612.240 | 8612.250 | 8612.240 | 8612.250 | 8612.240 | 8612.250 | 720 |
| Support strips | In the depth | 20 pc(s). | 4694.000 | 4695.000 | 4694.000 | 4695.000 | 4694.000 | 4695.000 | 720 |
| Support strips | For door | 20 pc(s). | 4598.000 | 4598.000 | 4598.000 | 4598.000 | 4598.000 | 4598.000 | 720 |
| Cable clamp rail | Width 800 mm | 1 pc(s). | 5001.081 | 5001.081 | 5001.081 | 5001.081 | 5001.081 | 5001.081 | 783 |
| Sheet steel wiring plan pockets | | 1 pc(s). | 4118.500 | 4118.500 | 4118.500 | 4118.500 | 4118.500 | 4118.500 | 688 |
| TP aluminium strip | | 1 pc(s). | 6731.120 | 6731.120 | 6731.120 | 6731.120 | - | - | 155 |
| Lock systems | | | from page | from page | from page | from page | from page | from page | 672 |
| LED system light | | | see page | see page | see page | see page | see page | see page | 750 |

¹⁾ With the two-door pedestal, the base opening is divided in two, and two packs of gland plates are required

One-piece consoles TP



System accessories Page 613 Monitors, keyboards Page 827/828 Climate control Page 389 One-piece consoles, stainless steel Page 226

Material:

- Enclosure: Sheet steel 1.5 mm
- Door and console cover: Sheet steel, 2.0 mm, all-round foamed-in PU seal
- Mounting plate: Sheet steel 3.0 mm

Surface finish:

- Enclosure, cover and door: Dipcoat-primed, powder-coated on the outside, textured paint
- Mounting plate: Zinc-plated

Colour:

- RAL 7035

Protection category IP to IEC 60 529:

- IP 55 with selection of the appropriate gland plates

Protection category NEMA:

- NEMA 12 with selection of the appropriate gland plates

Supply includes:

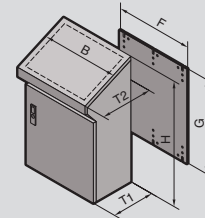
- Enclosure, solid back and sides
- Door or double door at front, with locking rod
- Mounting plate
- Cover hinged at rear, 2 stays with automatic locking. Automatic unlocking on the left, manual unlocking on the right
- Open base for individual cable entry

Note:

- With the two-door variant, the base opening is divided in two, and two packs of gland plates are required.

Approvals:

- UL
- cUL



| Width (B) mm | Packs of | 600 | 800 | 1000 | 1200 | Page |
|---|----------|-----------------|-----------------|-----------------|-----------------|------|
| Height (H) mm | | 960 | 960 | 960 | 960 | |
| Depth, bottom (T1) mm | | 400 | 400 | 400 | 400 | |
| Depth, top (T2) mm | | 520 | 520 | 520 | 520 | |
| Mounting plate width (F) mm | | 530 | 730 | 930 | 1130 | |
| Mounting plate height (G) mm | | 900 | 900 | 900 | 900 | |
| Model No. | 1 pc(s). | 6746.500 | 6748.500 | 6740.500 | 6742.500 | |
| Door(s) | | 1 | 1 | 2 | 2 | |
| Accessories | | | | | | |
| Base/plinth components, front and rear, 100 mm | 2 pc(s). | 8601.600 | 8601.800 | 8601.000 | 8601.200 | 619 |
| Base/plinth trim panels, side, 100 mm | 2 pc(s). | 8601.040 | 8601.040 | 8601.040 | 8601.040 | 620 |
| Base/plinth components, front and rear, 200 mm | 2 pc(s). | 8602.600 | 8602.800 | 8602.000 | 8602.200 | 619 |
| Base/plinth trim panels, side, 200 mm | 2 pc(s). | 8602.040 | 8602.040 | 8602.040 | 8602.040 | 620 |
| Cross member | 2 pc(s). | 8601.450 | 8601.450 | 8601.450 | 8601.450 | 626 |
| Gland plates | | see page | see page | see page | see page | 632 |
| TP aluminium strip | 1 pc(s). | 6731.120 | 6731.120 | 6731.120 | 6731.120 | 822 |
| Rails for interior installation | 4 pc(s). | see page | 5001.051 | see page | see page | 716 |
| TS punched section with mounting flange, 17 x 73 mm | | see page | see page | see page | see page | 717 |
| TS punched rail 18 x 38 mm | 4 pc(s). | 8612.240 | 8612.240 | 8612.240 | 8612.240 | 720 |
| Cable clamp rails | 1 pc(s). | 5001.080 | 5001.081 | 5001.082 | 5001.083 | 783 |
| Wiring plan pockets of sheet steel | 1 pc(s). | 4116.500 | 4118.500 | 4115.500 | 4116.500 | 688 |
| LED system light | | see page | see page | see page | see page | 750 |

Universal consoles TP



System accessories Page 613 Monitors, keyboards Page 827/828 Climate control Page 389

Material:

- Enclosure, gland plates: Sheet steel 1.5 mm
- Door: Sheet steel, 2.0 mm
- Mounting plate: Sheet steel 3.0 mm

Surface finish:

- Enclosure and door: Dipcoat-primed, powder-coated on the outside, textured paint
- Mounting plate and gland plates: Zinc-plated

Colour:

- RAL 7035

Protection category IP to IEC 60 529:

- IP 55

NEMA protection category:

- NEMA 12

Supply includes:

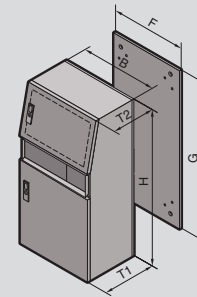
- Enclosure with door(s)
- Mounting plate
- Gland plates


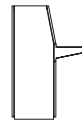


Note:

For universal console with short front door: The drawer or desk section should be fitted in order to maintain the protection category. The keyboard drawer may be installed without a mounting plate.

Approvals:

- UL
- CSA
- TÜV
- Russian Maritime Register of Shipping



| | |  |  |  |  | |
|------------------------------|-----------|---|---|---|---|------|
| Version | Packs of | with short front door | | | with tall front door | Page |
| Width (B) mm | | 600 | | | 600 | |
| Height (H) mm | | 1300 | | | 1300 | |
| Depth, bottom (T1) mm | | 500 | | | 500 | |
| Depth, top (T2) mm | | 417.5 | | | 417.5 | |
| Mounting plate width (F) mm | | 499 | | | 499 | |
| Mounting plate height (G) mm | | 1196 | | | 1196 | |
| Model No. | 1 pc(s). | 2694.500 | | | 2695.500 | |
| Weight kg | | 77.0 | | | 80.0 | |
| Also required | | | | | | |
| Drawer | 1 pc(s). | – | – | 4757.500 | – | 155 |
| Desk section | 1 pc(s). | 2696.500 | 2696.500 | – | – | 155 |
| Accessories | | | | | | |
| Base/plinth, complete | | see page | | | see page | 625 |
| Cross member | 2 pc(s). | 8601.450 | | | 8601.450 | 626 |
| Support strips | 20 pc(s). | 2325.000 | | | 2325.000 | 685 |
| Cable clamp rails | 2 pc(s). | 4191.000 | | | 4191.000 | 783 |
| Lock systems | | from page | | | from page | 674 |

TopConsole system TP

Accessories

TP aluminium strip

For retrospective external mounting on TP desk units, consoles and one-piece consoles.

Applications:

- TP three-part/two-part
- One-piece consoles TP
- May be mounted on all enclosures/covers with 20 mm fold height (max. metal thickness 2 mm)

Installation options:

- Easily cut to length for other sizes
- 3 x width 600 mm
- 2 x width 800 mm
- 1 x width 1000 mm + 1 x width 600 mm
- 1 x width 1200 mm
- 1 x width 1600 mm

Material:

- Extruded aluminium section
- Cover caps: Plastic

Surface finish:

- Aluminium extruded section: natural anodised

Colour:

- Cover caps: RAL 7035

| Length mm | Model No. |
|-----------|-----------|
| 1750 | 6731.120 |

Supply includes:

- 1 aluminium section
- 6 plastic cover caps
- Drilling template
- Assembly parts



Drawer

for universal console TP

For mouse and keyboard with a maximum width of 500 mm. A high level of protection is retained, even with the flap open.

Material:

- Sheet steel

Surface finish:

- Textured paint

Colour:

- RAL 7035

Protection category IP to IEC 60 529:

- IP 55

Protection category NEMA:

- NEMA 12

Supply includes:

- Double-bit lock insert
- Assembly parts

| Height mm | Model No. |
|-----------|-----------|
| 200 | 4757.500 |



Assembly instruction:

- Only suitable for installation without a mounting plate.



Accessories:

- Lock inserts, see page 675
- Plastic handles, see page 679



Desk section

for universal console TP

For installing display and control components and a keyboard. Closed at the side and front. Trim panels for top and bottom.

Material:

- Sheet steel

Surface finish:

- dipcoat-primed, powder-coated on the outside, textured paint

Colour:

- RAL 7035

Protection category IP to IEC 60 529:

- IP 55


Protection category NEMA:

- NEMA 12

Supply includes:

- Assembly parts

| Height mm | Model No. |
|-----------|-----------|
| 200 | 2696.500 |



PC enclosure systems



Lock systems Page 671 Climate control Page 389 PC enclosure system, stainless steel Page 227 System accessories Page 613

Secure accommodation of all PC components, from monitors, to PCs, to keyboards. For ultimate ease of operation in a modern design. Perfect protection from humidity and dirt, temperature fluctuations and unauthorised access.

Material:

- Enclosure, door, rear door, mounting compartment, supports: Sheet steel
- Handles, decorative trim panels: Plastic
- Door trim panels: Aluminium
- Viewing window: Single-pane safety glass

Surface finish:

- Enclosure and door: Dipcoat primed, powder-coated on the outside, textured paint
- Mounting compartment, support: powder-coated

Colour:

- Enclosure, door, decorative trim panels, supports: RAL 7035
- Handle: Similar to RAL 9006
- Monitor panel, door centre part: RAL 7015

Protection category IP to IEC 60 529:

- IP 55

Protection category NEMA:

- NEMA 12

Supply includes:

- Enclosure, door, rear door
- Please observe the product-specific scope of supply.

Approvals:

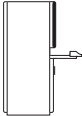
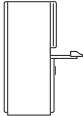
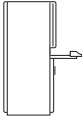
- UL
- cUL

Width 600 mm

| Width mm | Packs of | 600 | 600 | 600 | 600 | Page |
|--|----------|-----------------|----------------------------------|-----------------|-----------------|------|
| Height mm | | 1600 | 1600 | 1600 | 1600 | |
| Depth mm | | 636 | 636 | 636 | 636 | |
| Product-specific scope of supply | | | | | | |
| Glazed door, top | | ■ | ■ | ■ | ■ | |
| Keyboard drawer | | ■ | - | - | ■ | |
| Component shelf | | ■ | ■ | ■ | ■ | |
| Folding keyboard | | - | ■ | - | - | |
| Desk section | | - | - | ■ | - | |
| Mounting compartment, small | | - | - | - | ■ | |
| Model No. | 1 pc(s). | 5366.000 | 5366.100 | 5366.200 | 5366.300 | |
| Max. keyboard dimensions (WxHxD) mm | | 480 x 70 x 260 | 497 x 50 x 250 497 x 60 x 200 | 540 x 40 x 175 | 480 x 70 x 260 | |
| Weight kg | | 101.4 | 98.0 | 95.5 | 95.5 | |
| Accessories | | | | | | |
| Base/plinth, stationary | 1 pc(s). | 8800.920 | 8800.920 | 8800.920 | 8800.920 | 623 |
| Base/plinth components, front and rear, 100 mm | 2 pc(s). | 8601.600 | 8601.600 | 8601.600 | 8601.600 | 619 |
| Base/plinth trim panels, side, 100 mm | 2 pc(s). | 8601.060 | 8601.060 | 8601.060 | 8601.060 | 620 |
| Base/plinth components, front and rear, 200 mm | 2 pc(s). | 8602.600 | 8602.600 | 8602.600 | 8602.600 | 619 |
| Base/plinth trim panels, side, 200 mm | 2 pc(s). | 8602.060 | 8602.060 | 8602.060 | 8602.060 | 620 |
| Partial mounting plates | 1 pc(s). | 8614.675 | 8614.675 | 8614.675 | 8614.675 | 707 |
| Component shelf, pull-out | 1 pc(s). | 6902.960 | 6902.960 | 6902.960 | 6902.960 | 740 |
| Drawer tray | 1 pc(s). | 6902.700 | 6902.700 | 6902.700 | 6902.700 | 740 |
| Paper removal flap | 1 pc(s). | 6903.200 | 6903.200 | 6903.200 | 6903.200 | 834 |
| LED system light | | see page | see page | see page | see page | 750 |

PC enclosure systems

Width 600 – 800 mm

| | |  |  |  | |
|--|----------|---|---|---|------|
| Width mm | Packs of | 600 | 600 | 800 | Page |
| Height mm | | 1600 | 1600 | 1600 | |
| Depth mm | | 636 | 836 | 636 | |
| Product-specific scope of supply | | | | | |
| Keyboard drawer | | ■ | ■ | ■ | |
| Mounting compartment, large | | ■ | – | – | |
| Glazed door, top | | – | ■ | ■ | |
| Component shelf | | – | ■ | ■ | |
| Model No. | 1 pc(s). | 5366.400 | 5368.000 | 5386.000 | |
| Max. keyboard dimensions (WxHxD) mm | | 480 x 70 x 260 | 480 x 70 x 260 | 480 x 70 x 260 | |
| Weight kg | | 97.5 | 111.0 | 117.6 | |
| Accessories | | | | | |
| Base/plinth, stationary | 1 pc(s). | 8800.920 | – | – | 623 |
| Base/plinth components, front and rear, 100 mm | 2 pc(s). | 8601.600 | 8601.600 | 8601.800 | 619 |
| Base/plinth trim panels, side, 100 mm | 2 pc(s). | 8601.060 | 8601.080 | 8601.060 | 620 |
| Base/plinth components, front and rear, 200 mm | 2 pc(s). | 8602.600 | 8602.600 | 8602.800 | 619 |
| Base/plinth trim panels, side, 200 mm | 2 pc(s). | 8602.060 | 8602.080 | 8602.060 | 620 |
| Partial mounting plates | 1 pc(s). | 8614.675 | 8614.675 | 8614.880 | 707 |
| Component shelf, pull-out | 1 pc(s). | 6902.960 | 6902.980 | – | 740 |
| Drawer tray | 1 pc(s). | 6902.700 | 6902.700 | – | 740 |
| Paper removal flap | 1 pc(s). | 6903.200 | 6903.200 | 6903.200 | 834 |
| LED system light | | see page | see page | see page | 750 |

Accessories



Lock systems

see from page 674

PC enclosure systems



Lock systems Page 672 **Comfort Panel** Page 164 **Optipanel** Page 166 **TFT monitor** Page 827

Compact enclosure, ready to connect. Standard commercially available tower PCs, up to W/H/D: 250 x 530 x 600 mm (max. 20 kg) may be attached securely to the base screw-fastened to the door using the retaining strap supplied loose. The rear interfaces of the PC are readily accessible with the door open. Because the socket strip and fan-and-filter unit are already pre-installed, the enclosure is ready for immediate use.

Design:

- Roof prepared for mounting worktop or for mounting below surfaces
- Base prepared for mounting cast feet or for mounting on surfaces

Material:

- Enclosure: Sheet steel
- Door: Sheet steel
- Design strips: Aluminium

Surface finish:

- Enclosure: Powder-coated, textured paint
- Door: Powder-coated

Colour:

- Enclosure: RAL 7035
- Door: RAL 7015
- Design strips: RAL 7035

Protection category IP to IEC 60 529:

- IP 54 in conjunction with connector gland supplied loose

Protection category NEMA:

- NEMA 12 in conjunction with connector gland supplied loose

Supply includes:

- Enclosure of all-round solid construction
- R/h door hinge
- Door with base screw-fastened on the inside
- Side cam lock
- Double-bit lock insert
- Rear panel with two cut-outs for use of the connector gland supplied loose
- Cable gland M20, brass, nickel-plated
- Outlet filter fitted in left side panel
- Fan-and-filter unit fitted in right side panel, 55 m³/h, 230 V, 50/60 Hz
- Door-operated switch, supply socket for 230 V power supply, socket strip with 3 sockets and overvoltage protection

Enclosure for tower PC

| | | | |
|-------------------------------|----------|-----------------|------|
| Width mm | Packs of | 760 | Page |
| Height mm | | 760 | |
| Depth mm | | 300 | |
| Model No. | 1 pc(s). | 6900.300 | |
| Weight kg | | 36.0 | |
| Also required | | | |
| Connection cable | 5 pc(s). | 4315.100 | |
| Accessories | | | |
| Cast feet | 2 pc(s). | 6902.920 | 626 |
| Twin castors | 4 pc(s). | 7495.000 | 628 |
| Worktop | 1 pc(s). | 6902.310 | 203 |
| Optipanel | 1 pc(s). | 6380.040 | 166 |
| TFT monitor | 1 pc(s). | 6450.020 | 827 |
| TopTherm fan-and-filter units | | see page | 394 |
| Lock inserts | 1 pc(s). | 2484.000 | 675 |



System accessories Page 613 **Comfort Panel** Page 164 **Optipanel** Page 166 **TFT monitor** Page 827

Material:

- Enclosure, roof, drawer tray, designer door, rear wall and rear door: Sheet steel
- Worktop: Chipboard, plastic-laminated on both sides (edging)
- Handle: Aluminium, powder-coated

Surface finish:

- Enclosure: Dipcoat-primed, powder-coated on the outside, textured paint

Colour:

- Enclosure, worktop: RAL 7035
- Worktop edge strip: RAL 7015
- Worktop handle: RAL 9006

Protection category:

- See table

Supply includes:

Available on the Internet

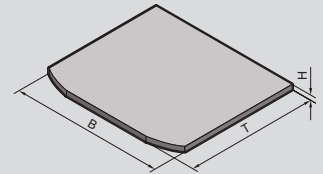
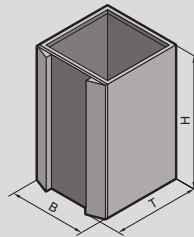
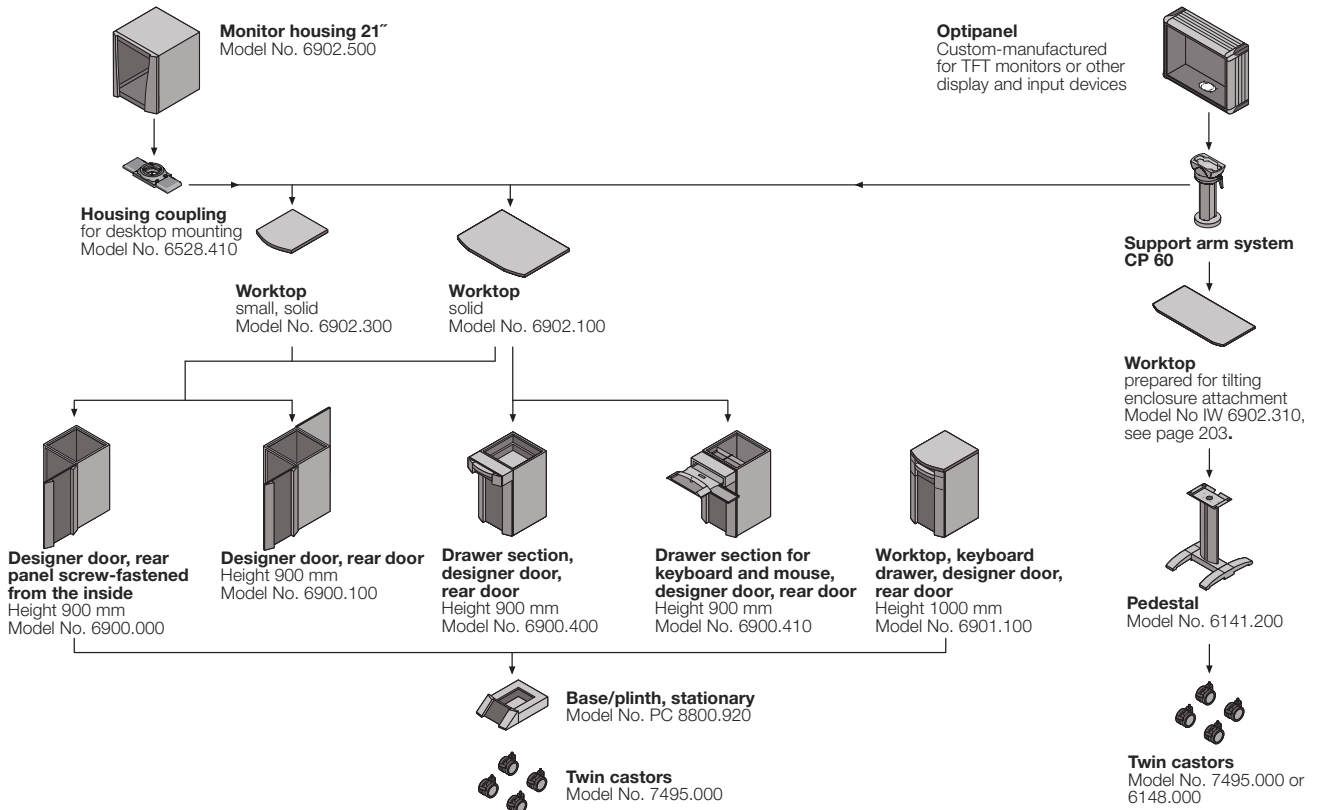










Photo shows a configuration example with equipment not included in the scope of supply

Combination options



Industrial Workstations

IW enclosures and worktops

| Enclosure | | | | |  |  |  |  |  | Page | |
|--|---------------------|----------------------|---------------------|------------------|---|---|--|---|---|----------|-----|
| Version | | | | | Designer door, rear panel screw-fastened from the inside | Designer door, rear door | Drawer section, designer door, rear door | Drawer section for keyboard and mouse, designer door, rear door | Worktop, keyboard drawer, designer door, rear door | | |
| Width (B) mm | | | | | 600 | 600 | 600 | 600 | 600 | | |
| Height (H) mm | | | | | 900 | 900 | 900 | 900 | 1000 | | |
| Depth (T) mm | | | | | 600 | 600 | 600 (890) | 600 (890) | 645 | | |
| Weight (kg) | | | | | 54.9 | 59.9 | 73 | 73 | 91 | | |
| Model No. | | | | | 6900.000 | 6900.100 | 6900.400 | 6900.410 | 6901.100 | | |
| Protection category IP to IEC 60 529 | | | | | IP 55 | | | IP 54 | | | |
| NEMA protection category | | | | | NEMA 12 | | | NEMA 12 | | | |
| | Width (B) mm | Height (H) mm | Depth (T) mm | Weight kg | Model No. | | | | | | |
| Worktops | | | | | | | | | | | |
|  | 610 | 38 | 645 | 11.6 | 6902.300 | 6902.300 | - | - | ■ | | |
|  | 1000 | 38 | 895 | 24 | 6902.100 | 6902.100 | 6902.100 | 6902.100 | - | | |
| Monitor housing | | | | | | | | | | | |
|  | 600 | 600 | 600 | 42.5 | 6902.500 | 6902.500 | 6902.500 | 6902.500 | - | | |
| Accessories | | | | | Packs of | | | | | | |
| Base/plinth, stationary | | | | | 1 pc(s). | 8800.920 | 8800.920 | 8800.920 | 8800.920 | 8800.920 | 623 |
| Cross member, adjustable | | | | | 2 pc(s) | 8601.680 | 8601.680 | 8601.680 | 8601.680 | - | 626 |
| Twin castors | | | | | 4 pc(s). | 7495.000 | 7495.000 | 7495.000 | 7495.000 | 7495.000 | 628 |
| Handle adaptor for comfort handle | | | | | 1 pc(s). | 8611.300 | 8611.300 | - | - | - | 659 |
| Cable gland | | | | | 1 pc(s). | 6902.770 | 6902.770 | 6902.770 | 6902.770 | 6902.770 | 778 |
| Mounting plate for enclosure width 600 mm | | | | | 1 pc(s). | 8614.675 | 8614.675 | 8614.675 | 8614.675 | 8614.680 | 707 |
| Component shelf, static installation | | | | | 1 pc(s). | 8800.900 | 8800.900 | 8800.900 | 8800.900 | 8800.900 | 740 |
| Component shelf, pull-out | | | | | 1 pc(s). | 6902.960 | 6902.960 | 6902.960 | 6902.960 | 6902.960 | 740 |
| Drawer tray | | | | | 1 pc(s). | 6902.700 | 6902.700 | 6902.700 | 6902.700 | 6902.700 | 740 |
| Paper removal flap | | | | | 1 pc(s). | 6903.200 | 6903.200 | 6903.200 | 6903.200 | 6903.200 | 834 |
| Support arm systems | | | | | | see page | see page | see page | see page | see page | 175 |
| Command panels | | | | | | see page | see page | see page | see page | see page | 163 |

Rittal – The System.

Faster – better – everywhere.

Rittal Configuration System – Simple, error-free enclosure configuration

The screenshot displays the Rittal Configuration System interface. At the top, it reads "Rittal – The System. Faster – better – everywhere." Below this, there are navigation tabs for "Enclosure", "System accessories", and "Multimedia". A search bar is present, and a table lists various enclosure models. The table has columns for Article Number, Description, Width, Height, and Depth. On the left, there are filter sections for Width [mm], Height [mm], and Depth [mm], each with a list of checkboxes. On the right, there is a 3D model of an enclosure and a "Description" panel with fields for Description, Article number, Packing unit, and Product details. At the bottom, there is a navigation bar with arrows pointing to "ENCLOSURES", "POWER DISTRIBUTION", "CLIMATE CONTROL", "IT INFRASTRUCTURE", and "SOFTWARE & SERVICES". The Rittal logo is visible in the bottom right corner.

| Article Number | Description | Width | Height | Depth |
|---|-----------------------|--------|--------|--------|
| <input type="radio"/> 1030.500 | Compact enclosures AE | 380.00 | 300.00 | 155.00 |
| <input type="radio"/> 1031.500 | Compact enclosures AE | 380.00 | 300.00 | 210.00 |
| <input type="radio"/> 1032.500 | Compact enclosures AE | 200.00 | 300.00 | 120.00 |
| <input type="radio"/> 1033.500 | Compact enclosures AE | 300.00 | 300.00 | 210.00 |
| <input checked="" type="radio"/> 1034.500 | Compact enclosures AE | 300.00 | 400.00 | 210.00 |
| <input type="radio"/> 1035.500 | Compact enclosures AE | 200.00 | 300.00 | 155.00 |
| <input type="radio"/> 1036.500 | Compact enclosures AE | 300.00 | 300.00 | 155.00 |
| <input type="radio"/> 1037.500 | Compact enclosures AE | 400.00 | 800.00 | 300.00 |
| <input type="radio"/> 1038.500 | Compact enclosures AE | 380.00 | 600.00 | 210.00 |
| <input type="radio"/> 1039.500 | Compact enclosures AE | 600.00 | 380.00 | 210.00 |
| <input type="radio"/> 1045.500 | Compact enclosures AE | 400.00 | 500.00 | 210.00 |
| <input type="radio"/> 1050.500 | Compact enclosures AE | 500.00 | 500.00 | 210.00 |
| <input type="radio"/> 1054.500 | Compact enclosures AE | 600.00 | 600.00 | 250.00 |
| <input type="radio"/> 1055.500 | Compact enclosures AE | 800.00 | 600.00 | 300.00 |
| <input type="radio"/> 1055.500 | Compact enclosures AE | 500.00 | 700.00 | 250.00 |
| <input type="radio"/> 1057.500 | Compact enclosures AE | 600.00 | 800.00 | 250.00 |
| <input type="radio"/> 1058.500 | Compact enclosures AE | 600.00 | 600.00 | 310.00 |
| <input type="radio"/> 1060.500 | Compact enclosures AE | 600.00 | 600.00 | 300.00 |
| <input type="radio"/> 1073.500 | Compact enclosures AE | 790.00 | 790.00 | 300.00 |
| <input type="radio"/> 1076.500 | Compact enclosures AE | 600.00 | 790.00 | 210.00 |



