

Compact enclosures

Compact enclosures AE

Compact enclosures AE58

Compact system enclosures CM

Width 600 – 800 mm62

Width 800 – 1200 mm63

Plastic enclosures KS

Plastic enclosures KS64

Compact enclosures AE



New type of interior installation rail


- Retrospective interior installation without the need for machining
- Allows time-saving mounting on the sides, base and roof areas
- Variable with two rows of TS 8 system punchings, creates additional mounting space
- TS 8 system punchings support the use of TS 8 accessories
- Automatic potential equalisation
- May still be fitted after the mounting plates have been installed
- Mounting option for door-operated switch and door stay

Conductive mounting plate

- Simple one-person assembly even with free-standing enclosures, by screwing a combination bolt and lock nut into position
- Zinc-plated surface finish for direct contact between assemblies and optimum EMC properties

Interchangeable gland plate

- Sheet steel for simple machining, supplied loose
- Integrated, automatic potential equalisation via earthing inserts
- Other gland plates with metal or plastic knock-outs for simple, fast cable entry are available as accessories



Compact enclosures AE




Optimum surface protection

Triple surface treatment provides optimum protection against corrosion. Maximum quality is achieved in three stages:

- 1st phase: Nanoceramic primer
- 2nd phase: Electrophoretic dipcoat priming
- 3rd phase: Textured powder coating

- 1 Metal with triple surface treatment (Rittal standard) after a 180-hour salt spray mist test
- 2 Metal powder-coated only after a 180-hour salt spray mist test



Integral perforated door strips

- For universal door installations
- For secure cable routing from the door to the enclosure



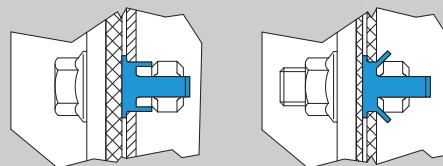
Interchangeable door hinge

- The door hinge is easily swapped to the opposite side in single-door enclosures
- No machining required, since the holes are pre-integrated and sealed with stoppers



Practical wall mounting bracket

- For fast, time-saving attachment to the enclosure from the outside
- Simply insert the expandable dowel into the housing hole from the outside, and screw-fasten the wall bracket from the outside. In this way, the pre-configured enclosure may be transported to the installation site and the wall bracket secured without opening the enclosure.



Compact enclosures AE



System accessories Page 613 AE stainless steel Page 219 Hygienic Design Page 208

Material:

- Enclosure: Sheet steel
- Door: Sheet steel, all-round foamed-in PU seal

Surface finish:

- Enclosure and door: Dipcoat primed, powder-coated on the outside, textured paint
- Mounting plate: Zinc-plated

Colour:

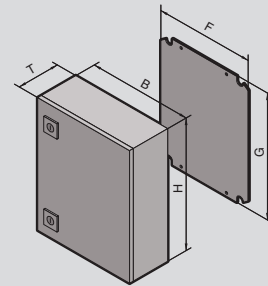
- RAL 7035

Supply includes:

- Enclosure with hinged door(s), of all-round solid construction
 - Gland plate(s) in enclosure base
 - Mounting plate
 - Lock: 3 mm double-bit
- Please observe the product-specific scope of supply.

Approvals:

- UL
- cUL
- CSA
- TÜV
- Germanischer Lloyd
- Russian Maritime Register of Shipping
- Lloyds Register of Shipping
- Bureau Veritas



Width (B) mm	Packs of	200	200	300	300	300	Page
Height (H) mm		300	300	300	300	400	
Depth (T) mm		120	155	155	210	210	
Mounting plate width (F) mm		162	162	254	254	254	
Mounting plate height (G) mm		275	275	275	275	375	
Material thickness - enclosure mm		1.25	1.25	1.38	1.38	1.38	
Material thickness - door mm		1.5	1.5	1.5	1.5	1.5	
Mounting plate thickness mm		2.0	2.0	2.0	2.0	2.0	
Model No.	1 pc(s).	1032.500	1035.500	1036.500	1033.500	1034.500	
Weight kg		4.0	4.5	6.1	7.0	8.8	
Protection category IP to IEC 60 529		IP 55	IP 55	IP 66	IP 66	IP 66	
Protection category NEMA		NEMA 12	NEMA 12	NEMA 4	NEMA 4	NEMA 4	
Product-specific scope of supply							
Door(s)		1	1	1	1	1	
Door hinged on the right, may be swapped to the left		–	–	■	■	■	
Cam lock		1	1	1	1	1	
Gland plate, size		1	1	–	–	–	
Gland plate, qty.		1	1	1	1	1	
Accessories							
Rails for interior installation	4 pc(s).	–	–	–	2383.210	2383.210	716
Wall mounting bracket	4 pc(s).	2508.100	2508.100	2508.100	2508.100	2508.100	698
Baying kit	1 pc(s).	1199.100	1199.100	1199.100	1199.100	1199.100	658
180° hinges	2 pc(s).	2449.000	2449.000	2449.000	2449.000	2449.000	684
Door stay	5 pc(s).	–	–	2519.000	2519.000	2519.000	688
Eyebolts		–	–	–	–	–	
LED system light		–	–	–	–	–	
Dust guard trim	1 pc(s).	2426.500	2426.500	2426.500	2426.500	2426.500	691
Wiring plan pocket, plastic		see page	see page	see page	see page	see page	687
Cable gland, brass		see page	see page	see page	see page	see page	776
Cable gland, polyamide		see page	see page	see page	see page	see page	776
Mounting bars		–	–	–	–	–	
Earth straps		see page	see page	see page	see page	see page	762

Compact enclosures AE

Width (B) mm	Packs of	380	380	380	380	380	Page
Height (H) mm		300	300	380	600	600	
Depth (T) mm		155	210	210	210	350	
Mounting plate width (F) mm		334	334	334	334	334	
Mounting plate height (G) mm		275	275	355	570	570	
Material thickness - enclosure mm		1.38	1.38	1.38	1.38	1.5	
Material thickness - door mm		1.5	1.5	1.5	1.5	1.5	
Mounting plate thickness mm		2.0	2.0	2.0	2.5	2.5	
Model No.	1 pc(s).	1030.500	1031.500	1380.500	1038.500	1338.500	
Weight kg		7.4	7.5	9.8	15.6	19.4	
Protection category IP to IEC 60 529		IP 66	IP 66	IP 66	IP 66	IP 66	
Protection category NEMA		NEMA 4	NEMA 4	NEMA 4	NEMA 4	NEMA 4	
Product-specific scope of supply							
Door(s)		1	1	1	1	1	
Door hinged on the right, may be swapped to the left		■	■	■	■	■	
Cam lock		1	1	1	2	2	
Gland plate, size		3	3	3	3	4	
Gland plate, qty.		1	1	1	1	1	
Accessories							
Rails for interior installation	4 pc(s).	–	2383.210	2383.210	2383.210	2383.350	716
Wall mounting bracket	4 pc(s).	2508.100	2508.100	2508.100	2508.100	2508.100	698
Baying kit	1 pc(s).	1199.100	1199.100	1199.100	1199.100	1199.100	658
180° hinges	2 pc(s).	2449.000	2449.000	2449.000	2449.000	2449.000	684
Door stay	5 pc(s).	2519.000	2519.000	2519.000	2519.000	2519.000	688
Eyebolts		–	–	–	–	–	
LED system light		–	–	–	–	–	
Dust guard trim	1 pc(s).	2426.500	2426.500	2426.500	2426.500	2426.500	691
Wiring plan pocket, plastic		see page	see page	see page	see page	see page	687
Cable gland, brass		see page	see page	see page	see page	see page	776
Cable gland, polyamide		see page	see page	see page	see page	see page	776
Mounting bars		–	–	–	–	–	
Earth straps		see page	see page	see page	see page	see page	762

Width (B) mm	Packs of	400	400	500	500	500	Page
Height (H) mm		500	800	500	500	700	
Depth (T) mm		210	300	210	300	250	
Mounting plate width (F) mm		354	349	449	449	449	
Mounting plate height (G) mm		475	770	470	470	670	
Material thickness - enclosure mm		1.38	1.5	1.38	1.5	1.5	
Material thickness - door mm		1.5	2.0	1.75	1.75	2.0	
Mounting plate thickness mm		2.0	3.0	2.5	2.5	2.5	
Model No.	1 pc(s).	1045.500	1037.500	1050.500	1350.500	1057.500	
Weight kg		13.0	26.2	16.8	19.6	31.2	
Protection category IP to IEC 60 529		IP 66	IP 66	IP 66	IP 66	IP 66	
Protection category NEMA		NEMA 4	NEMA 4	NEMA 4	NEMA 4	NEMA 4	
Product-specific scope of supply							
Door(s)		1	1	1	1	1	
Door hinged on the right, may be swapped to the left		■	■	■	■	■	
Cam lock		2	2	2	2	2	
Gland plate, size		4	4	4	4	4	
Gland plate, qty.		1	1	1	1	1	
Accessories							
Rails for interior installation	4 pc(s).	2383.210	2383.300	2383.210	2383.300	2383.250	716
Wall mounting bracket	4 pc(s).	2508.100	2508.100	2508.100	2508.100	2508.100	698
Baying kit	1 pc(s).	1199.100	1199.100	1199.100	1199.100	1199.100	658
180° hinges	2 pc(s).	2449.000	2449.000	2449.000	2449.000	2449.000	684
Door stay	5 pc(s).	2519.000	2519.000	2519.000	2519.000	2519.000	688
Eyebolts		–	–	–	–	–	
LED system light	1 pc(s).	2500.100	2500.100	2500.100	2500.100	2500.100	750
Dust guard trim	1 pc(s).	2426.500	2426.500	2426.500	2426.500	2426.500	691
Wiring plan pocket, plastic		see page	see page	see page	see page	see page	687
Cable gland, brass		see page	see page	see page	see page	see page	776
Cable gland, polyamide		see page	see page	see page	see page	see page	776
Mounting bars	20 pc(s).	–	–	2325.000	2325.000	2325.000	685
Earth straps		see page	see page	see page	see page	see page	762

Compact enclosures AE

Width (B) mm	Packs of	600	600	600	600	600	Page
Height (H) mm		380	380	600	600	600	
Depth (T) mm		210	350	210	250	350	
Mounting plate width (F) mm		549	549	549	549	549	
Mounting plate height (G) mm		355	355	570	570	570	
Material thickness - enclosure mm		1.38	1.5	1.38	1.5	1.5	
Material thickness - door mm		1.5	1.5	1.75	1.75	1.75	
Mounting plate thickness mm		2.5	2.5	2.5	2.5	2.5	
Model No.	1 pc(s).	1039.500	1339.500	1060.500	1054.500	1360.500	
Weight kg		15.4	20.0	22.8	24.8	28.4	
Protection category IP to IEC 60 529		IP 66	IP 66	IP 66	IP 66	IP 66	
Protection category NEMA		NEMA 4	NEMA 4	NEMA 4	NEMA 4	NEMA 4	
Product-specific scope of supply							
Door(s)		1	1	1	1	1	
Door hinged on the right, may be swapped to the left		■	■	■	■	■	
Cam lock		1	1	2	2	2	
Gland plate, size		5	5	5	5	5	
Gland plate, qty.		1	1	1	1	1	
Accessories							
Rails for interior installation	4 pc(s).	2383.210	2383.350	2383.210	2383.250	2383.350	716
Wall mounting bracket	4 pc(s).	2508.100	2508.100	2508.100	2508.100	2508.100	698
Baying kit	1 pc(s).	1199.100	1199.100	1199.100	1199.100	1199.100	658
180° hinges	2 pc(s).	2449.000	2449.000	2449.000	2449.000	2449.000	684
Door stay	5 pc(s).	2519.000	2519.000	2519.000	2519.000	2519.000	688
Eyebolts		–	–	–	–	–	
LED system light	1 pc(s).	2500.100	2500.100	2500.100	2500.100	2500.100	750
Dust guard trim	1 pc(s).	2426.500	2426.500	2426.500	2426.500	2426.500	691
Wiring plan pocket, plastic		see page	see page	see page	see page	see page	687
Cable gland, brass		see page	see page	see page	see page	see page	776
Cable gland, polyamide		see page	see page	see page	see page	see page	776
Mounting bars	20 pc(s).	2326.000	2326.000	2326.000	2326.000	2326.000	685
Earth straps		see page	see page	see page	see page	see page	762

Width (B) mm	Packs of	600	600	600	600	600	Page
Height (H) mm		760	760	800	1000	1200	
Depth (T) mm		210	350	250	250	300	
Mounting plate width (F) mm		549	549	549	539	540	
Mounting plate height (G) mm		730	730	770	955	1155	
Material thickness - enclosure mm		1.38	1.5	1.5	1.5	1.5	
Material thickness - door mm		2.0	2.0	2.0	2.0	2.0	
Mounting plate thickness mm		3.0	3.0	3.0	3.0	3.0	
Model No.	1 pc(s).	1076.500	1376.500	1058.500	1090.500	1260.500	
Weight kg		32.1	36.0	33.6	50.5	55.0	
Protection category IP to IEC 60 529		IP 66	IP 66	IP 66	IP 66	IP 66	
Protection category NEMA		NEMA 4	NEMA 4	NEMA 4	NEMA 4	NEMA 4	
Product-specific scope of supply							
Door(s)		1	1	1	1	1	
Door hinged on the right, may be swapped to the left		■	■	■	■	■	
Cam lock		2	2	2	2	–	
3-point lock system		–	–	–	–	■	
Gland plate, size		5	5	5	5	5	
Gland plate, qty.		1	1	1	1	1	
Accessories							
Rails for interior installation	4 pc(s).	2383.210	2383.350	2383.250	2383.250	2383.300	716
Wall mounting bracket	4 pc(s).	2508.100	2508.100	2508.100	2508.100	2508.100	698
Baying kit	1 pc(s).	1199.100	1199.100	1199.100	1199.100	1199.100	658
180° hinges	2 pc(s).	2449.000	2449.000	2449.000	2449.000	2449.000	684
Door stay	5 pc(s).	2519.000	2519.000	2519.000	2519.000	2519.000	688
Eyebolts	4 pc(s).	–	–	–	–	2509.000	697
LED system light	1 pc(s).	2500.100	2500.100	2500.110	2500.110	2500.110	750
Dust guard trim	1 pc(s).	2426.500	2426.500	2426.500	2426.500	2426.500	691
Wiring plan pocket, plastic		see page	see page	see page	see page	see page	687
Cable gland, brass		see page	see page	see page	see page	see page	776
Cable gland, polyamide		see page	see page	see page	see page	see page	776
Mounting bars	20 pc(s).	2326.000	2326.000	2326.000	2326.000	2326.000	685
Earth straps		see page	see page	see page	see page	see page	762

Compact enclosures AE

Width (B) mm	Packs of	760	760	800	800	800	Page
Height (H) mm		760	760	600	1000	1200	
Depth (T) mm		210	300	300	300	300	
Mounting plate width (F) mm		704	704	749	739	740	
Mounting plate height (G) mm		730	730	570	955	1155	
Material thickness - enclosure mm		1.5	1.5	1.5	1.5	1.5	
Material thickness - door mm		2.0	2.0	2.0	2.0	2.0	
Mounting plate thickness mm		3.0	3.0	2.5	3.0	3.0	
Model No.	1 pc(s).	1077.500	1073.500	1055.500	1180.500	1280.500	
Weight kg		40.0	44.5	33.9	57.0	70.0	
Protection category IP to IEC 60 529		IP 66	IP 66	IP 66	IP 66	IP 66	
Protection category NEMA		NEMA 4	NEMA 4	NEMA 4	NEMA 4	NEMA 4	
Product-specific scope of supply							
Door(s)		1	1	1	1	1	
Door hinged on the right, may be swapped to the left		■	■	■	■	■	
Cam lock		2	2	2	2	-	
3-point lock system		-	-	-	-	■	
Gland plate, size		5	5	5	5	5	
Gland plate, qty.		1	1	1	1	1	
Accessories							
Rails for interior installation	4 pc(s).	2383.210	2383.300	2383.300	2383.300	2383.300	716
Wall mounting bracket	4 pc(s).	2508.100	2508.100	2508.100	2508.100	2508.100	698
Baying kit	1 pc(s).	1199.100	1199.100	1199.100	1199.100	1199.100	658
180° hinges	2 pc(s).	2449.000	2449.000	2449.000	2449.000	2449.000	684
Door stay	5 pc(s).	2519.000	2519.000	2519.000	2519.000	2519.000	688
Eyebolts	4 pc(s).	-	-	-	2509.000	2509.000	697
LED system light	1 pc(s).	2500.110	2500.110	2500.110	2500.110	2500.110	750
Dust guard trim	1 pc(s).	2426.500	2426.500	2426.500	2426.500	2426.500	691
Wiring plan pocket, plastic		see page	see page	see page	see page	see page	687
Cable gland, brass		see page	see page	see page	see page	see page	776
Cable gland, polyamide		see page	see page	see page	see page	see page	776
Mounting bars	20 pc(s).	2327.000	2327.000	2328.000	2328.000	2328.000	685
Earth straps		see page	see page	see page	see page	see page	762

Width (B) mm	Packs of	1000	1000	1000	1000	1000	Page
Height (H) mm		760	760	1000	1200	1400	
Depth (T) mm		210	300	300	300	300	
Mounting plate width (F) mm		944	944	939	940	940	
Mounting plate height (G) mm		730	730	955	1155	1355	
Material thickness - enclosure mm		1.5	1.5	1.5	1.5	1.5	
Material thickness - door mm		2.0	2.0	2.0	2.0	2.0	
Mounting plate thickness mm		3.0	3.0	3.0	3.0	3.0	
Model No.	1 pc(s).	1100.500	1130.500	1110.500	1213.500	1114.500	
Weight kg		52.0	56.0	71.0	85.0	97.0	
Protection category IP to IEC 60 529		IP 55	IP 55	IP 55	IP 55	IP 55	
Protection category NEMA		NEMA 12	NEMA 12	NEMA 12	NEMA 12	NEMA 12	
Product-specific scope of supply							
Door(s)		2	2	2	2	2	
Door hinged on the right, may be swapped to the left		-	-	-	-	-	
Cam lock		2	2	2	-	-	
3-point lock system		-	-	-	■	■	
Gland plate, size		4	4	4	4	4	
Gland plate, qty.		2	2	2	2	2	
Accessories							
Rails for interior installation	4 pc(s).	2383.210	2383.300	2383.300	2383.300	2383.300	716
Wall mounting bracket	4 pc(s).	2508.100	2508.100	2508.100	2508.100	2508.100	698
Baying kit	1 pc(s).	1199.100	1199.100	1199.100	1199.100	1199.100	658
180° hinges	2 pc(s).	2449.000	2449.000	2449.000	2449.000	2449.000	684
Door stay	5 pc(s).	2519.000	2519.000	2519.000	2519.000	2519.000	688
Eyebolts	4 pc(s).	-	-	-	2509.000	2509.000	697
LED system light	1 pc(s).	2500.110	2500.110	2500.110	2500.110	2500.110	750
Dust guard trim	1 pc(s).	2426.500	2426.500	2426.500	2426.500	2426.500	691
Wiring plan pocket, plastic		see page	see page	see page	see page	see page	687
Cable gland, brass		see page	see page	see page	see page	see page	776
Cable gland, polyamide		see page	see page	see page	see page	see page	776
Mounting bars	20 pc(s).	2325.000	2325.000	2325.000	2325.000	2325.000	685
Earth straps		see page	see page	see page	see page	see page	762

Compact system enclosures CM



System accessories Page 613 **System lights** Page 750 **Cable duct** Page 781 **Climate control** Page 389

Material:

- Enclosure: Sheet steel 1.5 mm
- Door: Sheet steel, 2.0 mm, all-round foamed-in PU seal
- Mounting plate: Sheet steel 3.0 mm

Surface finish:

- Enclosure and door: Dipcoat primed, powder-coated on the outside, textured paint
- Mounting plate: Zinc-plated

Colour:

- RAL 7035

Protection category IP to IEC 60 529:

- IP 55 with selection of the appropriate gland plates or trim panel

Protection category NEMA:

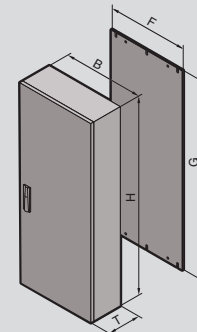
- NEMA 12 with selection of the appropriate gland plates or trim panel

Supply includes:

- Enclosure with hinged door(s)
- 3-point locking system with double-bit insert
- Mounting plate
- Open base for individual cable entry

Approvals:

- UL
- cUL
- CSA
- TÜV
- Lloyds Register of Shipping



Width 600 – 800 mm

Width (B) mm	Packs of	600	600	600	600	800	800	800	Page
Height (H) mm		800	1000	1200	1200	1000	1000	1200	
Depth (T) mm		400	400	300	400	300	400	300	
Mounting plate width (F) mm		540	540	540	540	740	740	740	
Mounting plate height (G) mm		755	955	1155	1155	955	955	1155	
Model No.	1 pc(s).	5110.500	5111.500	5112.500	5113.500	5114.500	5115.500	5116.500	
Weight kg		39.0	49.0	52.0	56.0	57.0	61.0	65.0	
Door(s)		1	1	1	1	1	1	1	
Door hinged on the right, may be swapped to the left		■	■	■	■	■	■	■	

Accessories

Gland plates		see page	see page	see page	see page	see page	see page	see page	632
Cable entry plates	1 pc(s).	5001.226	5001.226	5001.226	5001.226	5001.227	5001.227	5001.227	768
Cable clamp rails	1 pc(s).	5001.080	5001.080	5001.080	5001.080	5001.081	5001.081	5001.081	783
Rails for interior installation		see page	see page	see page	see page	see page	see page	see page	716
Rain canopies, sheet steel	1 pc(s).	5001.310	5001.310	–	5001.310	–	5001.330	–	690
Base configuration rail	2 pc(s).	5001.370	5001.370	5001.371	5001.370	5001.371	5001.370	5001.371	719
Trim panel	1 pc(s).	5001.130	5001.130	–	5001.130	–	5001.140	–	631
Section for cable entry, centre	2 pc(s).	8802.060	8802.060	8802.060	8802.060	8802.080	8802.080	8802.080	769
TS punched section with mounting flange, 17 x 73 mm		see page	see page	see page	see page	see page	see page	see page	717
Mounting bars	20 pc(s).	4596.000	4596.000	4596.000	4596.000	4598.000	4598.000	4598.000	685
Wiring plan pockets of sheet steel	1 pc(s).	4116.500	4116.500	4116.500	4116.500	4118.500	4118.500	4118.500	688
Folding lever handle		see page	see page	see page	see page	see page	see page	see page	675
Lock inserts		see page	see page	see page	see page	see page	see page	see page	675
LED system light		see page	see page	see page	see page	see page	see page	see page	750

Compact system enclosures CM

Width 800 – 1200 mm

Width (B) mm	Packs of	800	1000	1000	1000	1000	1000	1200	Page
Height (H) mm		1200	1000	1200	1200	1400	1400	1200	
Depth (T) mm		400	300	300	400	300	400	400	
Mounting plate width (F) mm		740	940	940	940	940	940	1140	
Mounting plate height (G) mm		1155	955	1155	1155	1355	1355	1155	
Model No.	1 pc(s).	5117.500	5118.500	5119.500	5120.500	5121.500	5122.500	5123.500	
Weight kg		71.0	70.0	82.0	86.0	95.0	100.0	102.0	
Door(s)		1	2	2	2	2	2	2	
Door hinged on the right, may be swapped to the left		■	–	–	–	–	–	–	

Accessories

Gland plates		see page	see page	see page	see page	see page	see page	see page	632
Cable entry plates	1 pc(s).	5001.227	5001.228	5001.228	5001.228	5001.228	5001.228	5001.229	768
Cable clamp rails	1 pc(s).	5001.081	5001.082	5001.082	5001.082	5001.082	5001.082	5001.083	783
Rails for interior installation	4 pc(s).	see page	5001.052	see page	see page	see page	see page	5001.053	716
Rain canopies, sheet steel	1 pc(s).	5001.330	–	–	5001.350	–	5001.350	5001.360	690
Base configuration rail	2 pc(s).	5001.370	5001.371	5001.371	5001.370	5001.371	5001.370	5001.370	719
Trim panel	1 pc(s).	5001.140	–	–	5001.150	–	5001.150	5001.160	631
Section for cable entry, centre		8802.080	8802.100	8802.100	8802.100	8802.100	8802.100	8802.120	769
	Packs of	2 pc(s).	4 pc(s).	4 pc(s).	4 pc(s).	4 pc(s).	4 pc(s).	4 pc(s).	
TS punched section with mounting flange, 17 x 73 mm		see page	see page	see page	see page	see page	see page	see page	717
Mounting bars	20 pc(s).	4598.000	4309.000	4309.000	4309.000	4309.000	4309.000	4596.000	685
Wiring plan pockets of sheet steel	1 pc(s).	4118.500	4115.500	4115.500	4115.500	4115.500	4115.500	4116.500	688
Folding lever handle		see page	see page	see page	see page	see page	see page	see page	675
Lock inserts		see page	see page	see page	see page	see page	see page	see page	675
LED system light		see page	see page	see page	see page	see page	see page	see page	750

Accessories



Cable entry

see page 768

Plastic enclosures KS



System accessories Page 613 **KS for potentially explosive areas** Page 234

Material:

- Enclosure and door: Fibreglass-reinforced unsaturated polyester
- Door: All-round foamed-in PU seal
- Mounting plate: Sheet steel
- Viewing window: Glazed acrylic, 3.0 mm with all-round rubber cable clamp strip

Surface finish:

- Enclosure and door: Dyed plastic with no after-treatment
- Mounting plate: Zinc-plated

Colour:

- Similar to RAL 7035

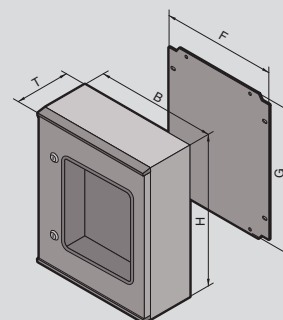
Supply includes:

- Enclosure with hinged door, of all-round solid construction, 3 mm double-bit lock
- Mounting plate
- Twin seal on the top and bottom edges of the door as integral rain protection strip
- Press-fitted C sections at the sides for infinitely variable mounting plate depth adjustment

Please observe the product-specific scope of supply.

Note:

- Under the influence of long-term UV radiation (sunlight) in conjunction with wind and rain, the surface finish may become visually impaired. This does not affect the protection of the installed electrical components in any way. If the enclosures cannot be protected from UV radiation, we recommend that they should be painted with a PUR paint. Ambient temperature -30°C...+75°C.



Approvals:

- TÜV
- Germanischer Lloyd
- Russian Maritime Register of Shipping
- Lloyds Register of Shipping
- Bureau Veritas


Width (B) mm	Packs of	200	250	300	400	400	400	400	500	Page
Height (H) mm		300	350	400	400	400	600	600	500	
Depth (T) mm		150	150	200	200	200	200	200	300	
Mounting plate width (F) mm		145	195	245	345	345	345	345	417	
Mounting plate height (G) mm		250	300	350	350	350	550	550	450	
Mounting plate thickness mm		2.0	2.0	2.0	2.5	2.5	2.5	2.5	2.5	
Model No.	1 pc(s).	1423.500	1432.500	1434.500	1444.500	1448.500	1446.500	1449.500	1453.500	
Weight kg		3.4	4.3	5.9	7.9	8.0	11.5	11.2	13.5	
Protection category IP to IEC 60 529		IP 66	IP 66	IP 66	IP 66	IP 56	IP 66	IP 56	IP 66	
Protection category NEMA		NEMA 4X	NEMA 4X	NEMA 4X	NEMA 4X	NEMA 12	NEMA 4X	NEMA 12	NEMA 4X	
Product-specific scope of supply										
Door(s)		1	1	1	1	1	1	1	1	
Door hinged on the right, may be swapped to the left		■	■	■	■	■	■	■	■	
Removable centre bar, lockable door on right		–	–	–	–	–	–	–	–	
Cam lock		1	1	2	2	2	2	2	2	
3-point lock system		–	–	–	–	–	–	–	–	
Viewing window		–	–	–	–	■	–	■	–	
Accessories										
Wall mounting bracket	4 pc(s).	1483.010	1483.010	1483.010	1483.010	1483.010	1483.010	1483.010	1483.010	699
Pole clamp	2 pc(s).	2584.000	2584.000	2584.000	2584.000	2584.000	2584.000	2584.000	2584.000	700
Threaded inserts M6	20 pc(s).	1482.000	1482.000	1482.000	1482.000	1482.000	1482.000	1482.000	1482.000	737
Mounting plate adjustment bracket	4 pc(s).	1481.000	1481.000	1481.000	1481.000	1481.000	1481.000	1481.000	1491.000	705

Plastic enclosures KS

Width (B) mm	Packs of	500	600	600	600	600	800	800	1000	Page
Height (H) mm		500	600	600	800	800	1000	1000	1000	
Depth (T) mm		300	200	200	300	300	300	300	300	
Mounting plate width (F) mm		417	545	545	517	517	717	717	917	
Mounting plate height (G) mm		450	550	550	750	750	950	950	950	
Mounting plate thickness mm		2.5	2.5	2.5	3.0	3.0	3.0	3.0	3.0	
Model No.	1 pc(s).	1454.500	1466.500	1467.500	1468.500	1469.500	1479.500	1480.500	1400.500	
Weight kg		13.4	15.9	15.6	26.5	26.0	39.9	41.7	51.6	
Protection category IP to IEC 60 529		IP 56	IP 66	IP 56	IP 66	IP 56	IP 56	IP 66	IP 56	
Protection category NEMA		NEMA 12	NEMA 4X	NEMA 12	NEMA 4X	NEMA 12	NEMA 12	NEMA 4X	NEMA 12	
Product-specific scope of supply										
Door(s)		1	1	1	1	1	1	1	2	
Door hinged on the right, may be swapped to the left		■	■	■	■	■	■	■	-	
Removable centre bar, lockable door on right		-	-	-	-	-	-	-	■	
Cam lock		2	2	2	-	-	-	-	-	
3-point lock system		-	-	-	■	■	■	■	■	
Viewing window		■	-	■	-	■	■	-	-	
Accessories										
Wall mounting bracket	4 pc(s).	1483.010	1483.010	1483.010	1483.010	1483.010	1483.010	1483.010	1483.010	699
Pole clamp	2 pc(s).	2584.000	2584.000	2584.000	2584.000	2584.000	2584.000	2584.000	2584.000	700
Threaded inserts M6	20 pc(s).	1482.000	1482.000	1482.000	1482.000	1482.000	1482.000	1482.000	1482.000	737
Mounting plate adjustment bracket	4 pc(s).	1491.000	1481.000	1481.000	1491.000	1491.000	1491.000	1491.000	1491.000	705




Accessories



Spare filter mats

see page 456

Accessories



Lock systems

see from page 674

Rittal – The System.

Faster – better – everywhere.

